


# Ceramic Balun RF Transformer

50Ω 3300 to 4500 MHz

## TCN2-45+



Generic photo used for illustration purposes only

CASE STYLE: FV1206-1

**+RoHS Compliant**

The +Suffix identifies RoHS Compliance. See our web site for RoHS Compliance methodologies and qualifications

Available Tape and Reel at no extra cost

Reel Size	Devices/Reel
7"	20, 50, 100, 200, 500, 1000, 3000

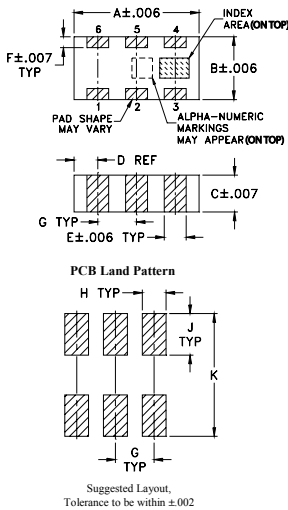
### Maximum Ratings

Operating Temperature	-55°C to 100°C
Storage Temperature	-55°C to 100°C
Input RF Power**	5W
** From 85°C derate linearly to 2.5W at 100°C Permanent damage may occur if any of these limits are exceeded.	

### Pin Connections

PRIMARY DOT	1
PRIMARY (GND), SECONDARY CT	2,5
SECONDARY DOT	6
SECONDARY	4
NOT USED	3

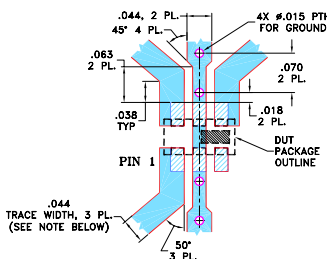
### Outline Drawing



### Outline Dimensions (Inch/mm)

A	B	C	D	E	F
.126	.063	.035	.024	.022	.011
3.20	1.60	0.89	0.61	0.56	0.28
G	H	J	K	wt	
.039	.024	.042	.123	grams	
0.99	0.61	1.07	3.12	.020	

### Demo Board MCL P/N: TB-380 Suggested PCB Layout (PL-242)



- NOTE:
- TRACE WIDTH IS SHOWN FOR ROGERS RO4350B WITH DIELECTRIC THICKNESS .020" ± .0015". COPPER: 1/2 OZ. EACH SIDE. FOR OTHER MATERIALS TRACE WIDTH MAY NEED TO BE MODIFIED.
  - BOTTOM SIDE OF THE PCB IS CONTINUOUS GROUND PLANE.
    - DENOTES PCB COPPER LAYOUT WITH SMOBC (SOLDER MASK OVER BARE COPPER).
    - DENOTES COPPER LAND PATTERN FREE OF SOLDER MASK

### Notes

- Performance and quality attributes and conditions not expressly stated in this specification document are intended to be excluded and do not form a part of this specification document.
- Electrical specifications and performance data contained in this specification document are based on Mini-Circuit's applicable established test performance criteria and measurement instructions.
- The parts covered by this specification document are subject to Mini-Circuit's standard limited warranty and terms and conditions (collectively, "Standard Terms"); Purchasers of this part are entitled to the rights and benefits contained therein. For a full statement of the Standard Terms and the exclusive rights and remedies thereunder, please visit Mini-Circuit's website at [www.minicircuits.com/MCLStore/terms.jsp](http://www.minicircuits.com/MCLStore/terms.jsp)

### Features

- wideband, 3300 to 4500 MHz
- miniature size, 0.12"x.06"x.037"
- LTCC construction
- low cost
- aqueous washable
- patent pending

### Applications

- WIMAX

### Electrical Specifications (T<sub>AMB</sub> = 25°C)

Ω RATIO (Secondary/Primary)	FREQUENCY (MHz)	INSERTION* LOSS (dB)	PHASE UNBALANCE† (Deg.) Typ.	AMPLITUDE UNBALANCE (dB) Typ.
2	3300-4500	1.5	5	1.0

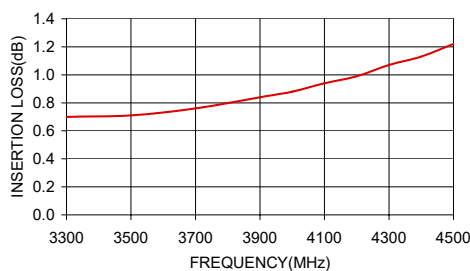
\* Insertion Loss is referenced to mid-band loss, 0.8 dB.

† Relative to 180°

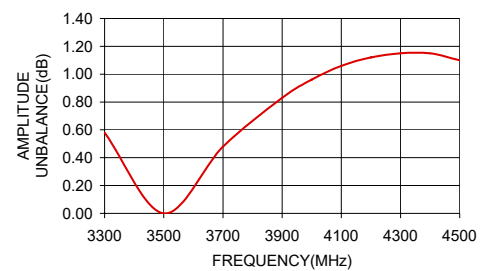
### Typical Performance Data

FREQUENCY (MHz)	INSERTION LOSS (dB)	INPUT R. LOSS (dB)	AMPLITUDE UNBALANCE (dB)	PHASE UNBALANCE (Deg.)
3300.00	0.70	18.85	0.58	7.07
3500.00	0.71	17.39	0.00	6.09
3700.00	0.76	16.15	0.48	5.03
3900.00	0.84	14.98	0.83	3.78
4000.00	0.88	14.34	0.96	3.08
4100.00	0.94	13.71	1.06	2.29
4200.00	0.99	13.05	1.12	1.44
4300.00	1.07	12.38	1.15	0.48
4400.00	1.13	11.76	1.15	0.62
4500.00	1.22	11.15	1.10	1.82

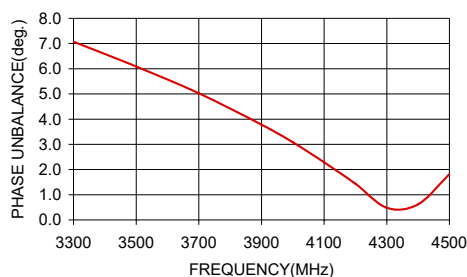
TCN2-45+  
INSERTION LOSS



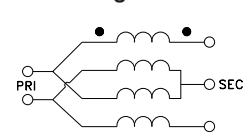
TCN2-45+  
AMPLITUDE UNBALANCE



TCN2-45+  
PHASE UNBALANCE



### configuration H



**Mini-Circuits®**

[www.minicircuits.com](http://www.minicircuits.com) P.O. Box 350166, Brooklyn, NY 11235-0003 (718) 934-4500 [sales@minicircuits.com](mailto:sales@minicircuits.com)

REV. B  
M151107  
TCN2-45+  
EDR-8042/2  
AD/RS/CP/AM  
151008