

# High Pass Filter

## VHF-440+

50Ω 500 to 2500 MHz

### Maximum Ratings

Operating Temperature	-55°C to 100°C
Storage Temperature	-55°C to 100°C
RF Power Input*	7W max. at 25°C

\*Passband rating, derate linearly to 3W at 100°C ambient.  
Permanent damage may occur if any of these limits are exceeded.

### Features

- Rugged uni-body construction, small size
- 7 sections
- Temperature stable
- Excellent power handling, 7W
- Low cost

### Applications

- Military
- Sub-harmonic rejection and DC blocking
- Transmitters/Receivers
- Lab use



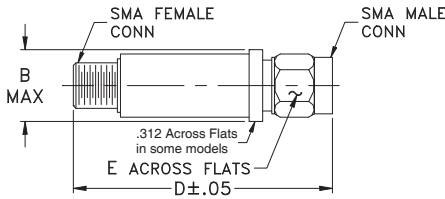
CASE STYLE: FF704

Connectors	Model
SMA	VHF-440+

### +RoHS Compliant

The +Suffix identifies RoHS Compliance. See our web site for RoHS Compliance methodologies and qualifications

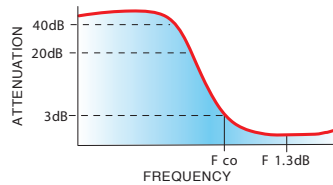
### Outline Drawing



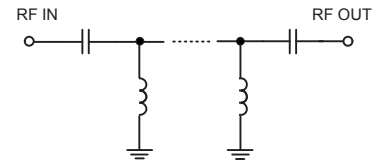
### High Pass Filter Electrical Specifications (T<sub>AMB</sub> = 25°C)

STOPBAND (MHz) Min.	f <sub>co</sub> , MHz Nom.	PASSBAND (MHz)		VSWR Typ.		NO. OF SECTIONS	
		(Loss<40dB)	(Loss>20dB)	(Loss<1.3dB) Max.	(Loss<2dB) Typ.		Frequency (MHz) Stopband 1.5:1
230	350	440	600-1700	500-2500	20:1	500-1700	7

### typical frequency response



### electrical schematic

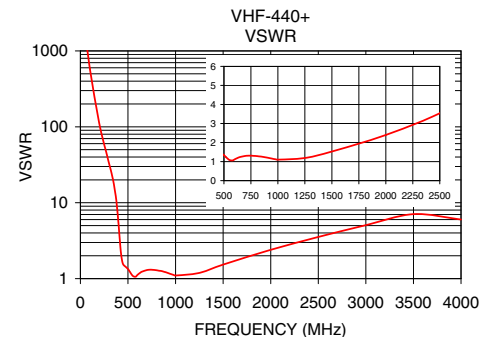
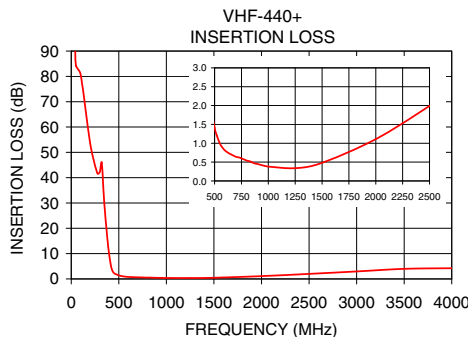


### Outline Dimensions (inch/mm)

B	D	E	wt.
.410	1.43	.312	grams
10.41	36.32	7.92	10

### Typical Performance Data at 25°C

Frequency (MHz)	Insertion Loss (dB)	VSWR (:1)
50	84.17	1737.18
100	80.55	579.06
230	47.11	75.53
350	28.57	18.11
385	13.96	8.77
410	6.58	3.72
440	2.73	1.67
450	2.30	1.54
500	1.41	1.34
510	1.30	1.29
600	0.80	1.12
800	0.54	1.29
1000	0.38	1.10
1500	0.48	1.53
1700	0.69	1.84
2500	1.99	3.54
4000	4.24	6.01



### Notes

- Performance and quality attributes and conditions not expressly stated in this specification document are intended to be excluded and do not form a part of this specification document.
- Electrical specifications and performance data contained in this specification document are based on Mini-Circuit's applicable established test performance criteria and measurement instructions.
- The parts covered by this specification document are subject to Mini-Circuits standard limited warranty and terms and conditions (collectively, "Standard Terms"); Purchasers of this part are entitled to the rights and benefits contained therein. For a full statement of the Standard Terms and the exclusive rights and remedies thereunder, please visit Mini-Circuits' website at [www.minicircuits.com/MCLStore/terms.jsp](http://www.minicircuits.com/MCLStore/terms.jsp)

